



- Maximum efficiency
- Improved reliability
- Minimized total cost of ownership (TCO)

Boost your agitation performance with Sulzer's high-efficiency EX3 propeller on SALOMIX™ agitators

Sulzer continuously strives to lower the environmental impact and increase the competitiveness of our customers. Sulzer has developed a new high-efficiency EX3 propeller, which exceeds the current SALOMIX™ MX-4 propeller in both efficiency and thrust. With a smart retrofit system, the EX3 propeller can replace MX4 propellers on SALOMIX™ side entry agitators. The great advantages of energy-efficient hydraulics can be utilized in both existing installations and new deliveries.

Maximum efficiency

- New high-efficiency EX3 propeller (patent pending)
- Significantly higher efficiency than with the MX4 propeller
- High pumping capacity and high axial thrust
- Adjustable blade angles to adapt to the specific needs

Save energy – or increase capacity

Due to the high thrust and high efficiency, the EX3 propeller can be used in two ways, just by changing the blade angle:

- The same agitation level as with the MX4, but lower power consumption
- Higher agitation level with the same motor size

Upgrade existing installation

Save energy by getting the same agitation level as today at a lower power consumption. By simply replacing the MX4 propeller with a new high-efficiency EX3 propeller you can save even up to 20% in power consumption, depending on the application.

New installations

The new EX3 propeller is available for new deliveries of SALOMIX™ side entry agitators.

- The default blade angle is for maximizing the agitation level for each motor size
- Energy savings can easily be achieved if agitation can be reduced by changing the blade angle

High reliability

- Utilize the benefits of the proven reliability of SALOMIX™ side entry agitators
- Same reliable seal solutions are used
- The smooth hydraulics of EX3 may even increase the lifetime further

Main applications

The new EX3 propeller can be used in many industrial applications. It is highly suitable for

- clean and lightly contaminated liquids
- fibrous slurries
- viscous liquids

Data

On the EX3 propeller, there are two different blade angles available for each motor size. The smaller blade angle is used to save energy (at the same agitation level as with the MX4 propeller), while the bigger blade angle maximizes the agitation intensity.

Agitator type	Installed power (kW/hp)	MX4	EX3
SLF/SLG/SLB-80	7.5 / 10	MX4-800	EX3-800
SLF/SLG/SLB-80	11 / 15	MX4-800	EX3-800
SLF/SLG/SLB-80	15 / 20	MX4-800	EX3-800
SLF/SLG/SLB-80	18.5 / 25	MX4-800	EX3-800
SLF/SLG/SLB-100	15 / 20	MX4-1000	EX3-1000
SLF/SLG/SLB-100	18.5 / 25	MX4-1000	EX3-1000
SLF/SLG/SLB-100	22 / 30	MX4-1000	EX3-1000
SLF/SLG/SLB-100	30 / 40	MX4-1000	EX3-1000
SLF/SLG/SLB-125	30 / 40	MX4-1250	EX3-1300
SLF/SLG/SLB-125	37 / 50	MX4-1250	EX3-1300
SLF/SLG/SLB-125	45 / 60	MX4-1250	EX3-1300
SLF/SLG/SLB-125	55 / 75	MX4-1250	EX3-1300

Save energy and reduce the total cost of ownership (TCO)

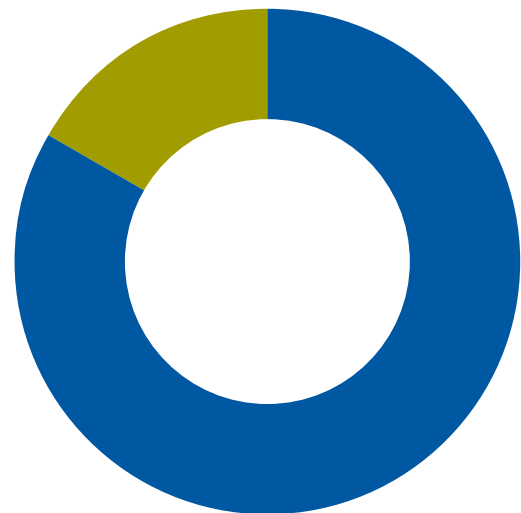
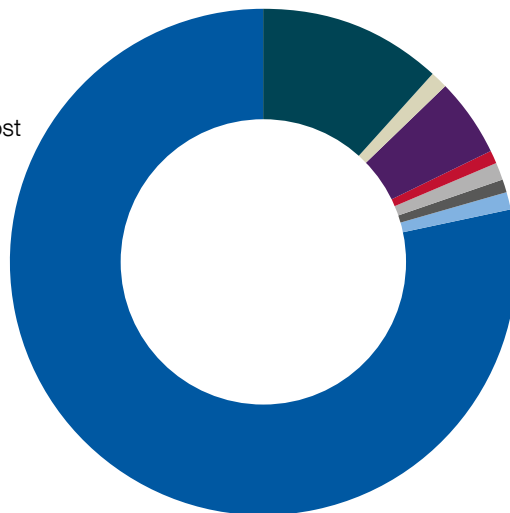

The total cost of ownership for an agitator is dominated by the power consumption. By far the most effective way to minimize the total cost of ownership is to reduce the power consumption. By just upgrading the equipment to the EX3 propeller, you can easily save energy. The actual savings depend on the application, but the illustration below shows the saving potential.

Take the chance to get the longest lifetime

Both the MX4 and EX3 propeller have a very long lifetime in normal applications. Therefore it can be a good idea to overhaul the seal when replacing an MX4 propeller with an EX3 to avoid unpleasant surprise. The easiest way is to renew the seal with a SALOMIX™ mechanical seal service kit.

The agitator has a very long lifetime. Make sure you get it.

Typical distribution of total cost of ownership



● Saving potential