


HPT Multistage Barrel Casing Boiler Feed Pump



Main Applications

HPT radially split barrel-casing pumps are specifically designed for boiler feed applications in thermal power stations. These pumps are optimized to provide high availability and high efficiency operation over an extended period of time, thus reducing operating and maintenance costs. Their robust construction and tolerance of changing conditions make them particularly suitable for cyclic operation.



Features and Benefits

- 1 Double casing design**
 - Maximum safety
 - Pipework connections remain undisturbed during disassembly
 - Optimized reliability and pump availability
 - Provides maximum rigidity and accepts high pipe loads
- 2 Full cartridge pull-out design**
 - Rapid changeover
 - Increased productivity
- 3 Optimized hydraulic profiles with precision casting impellers and diffusers**
 - Ample range of modern hydraulics
 - High efficiency not relying on close clearances
 - Good rotordynamic behavior
- 4 Shrunk on rotor design**
 - Allows for high rotor balancing quality
 - Avoids fretting corrosion and minimizes stress concentrations
 - Avoids loose parts on shaft during operation and results in lower vibration
- 5 Pure graphite stationary seal rings**
 - Highly reliable, well proven sealing concept
- 6 Axial thrust compensation by balancing piston**
 - Reduced damage risk during transient conditions
 - Little reduction on efficiency during long period between overhauls
 - Swirl breaks at balancing piston maintain rotor stability even when internal clearances are worn
- 7 Fully rated double acting tilting pad thrust bearing and multi lobed journal bearings**
 - Long operating life regardless of the operating mode
 - High stiffness and damping at high speeds
- 8 Bearing housing fixed to pump cartridge through 360°**
 - Optimized vibrational behavior

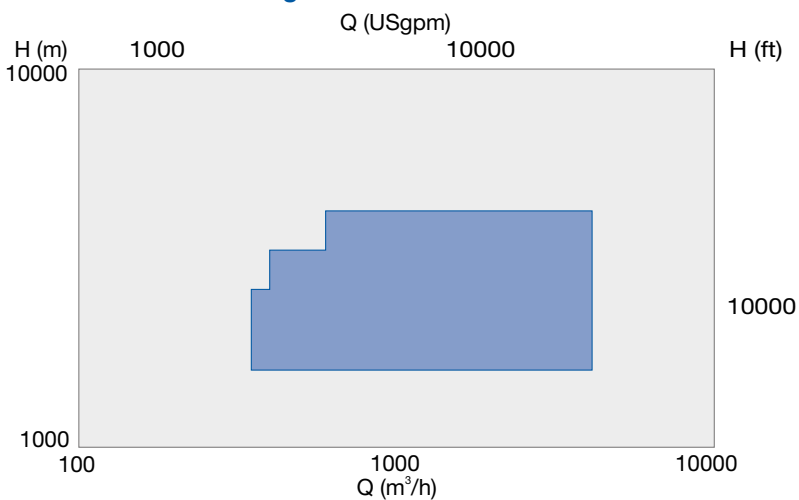
HPT Multistage Barrel Casing Boiler Feed Pump



Operating data

Metric units	Pump sizes	US units
up to 500 mm		up to 20 in
up to 4 000 m ³ /h	Capacities	up to 17 600 USgpm
up to 4 200 m	Heads	up to 13 800 ft
up to 545 bar	Pressures	up to 7 905 psi
up to 220°C	Temperatures	up to 430°F

Performance ranges

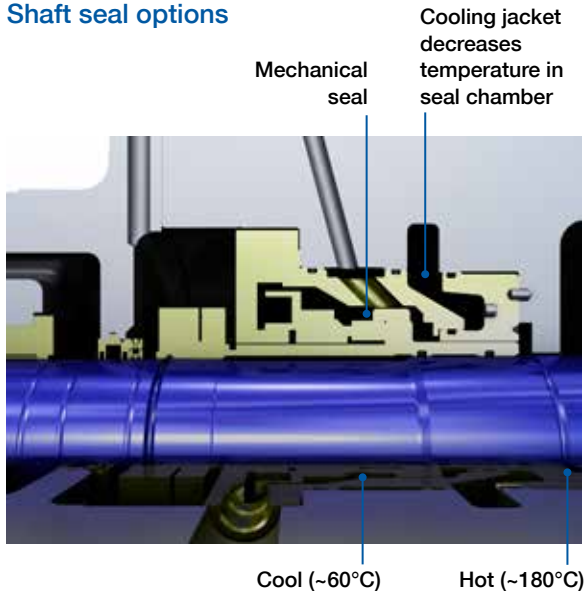


Materials

Pump part	Material
Barrel casing	Forged low alloyed carbon steel
Impellers, diffusers and stage casings	Chrome steel
Shaft	Chrome steel
Balance piston and sleeve	Chome steel


Options

Shaft seal options



Bleed-off for high suction pressures; without bleed-off for low suction pressures

Cold condensate injection



Single mechanical seal

- Minimal leakage
- Low energy consumption


Fixed throttle bushing

- Simple and reliable design
- Less sensitive to dirt

Cartridge pull-out



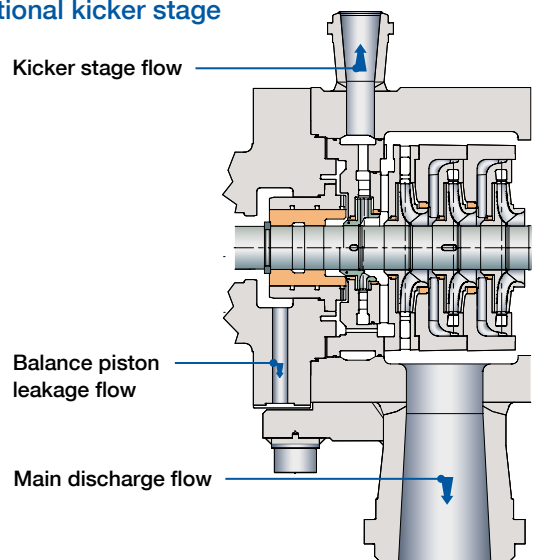
Assembled



Optional double ITO



Optional kicker stage





www.sulzer.com

E00616 en 12.2017, Copyright © Sulzer Ltd 2017

This brochure is a general presentation. It does not provide any warranty or guarantee of any kind. Please, contact us for a description of the warranties and guarantees offered with our products. Directions for use and safety will be given separately. All information herein is subject to change without notice.