

SULZER

Pumps and pumping systems

SJT-CWP vertical pump



Main industries and applications

SJT-CWP pumps can be used in the following fields:

- Cooling water pumps in utility and industrial power stations
- Water supply
- Irrigation
- Flood control and drainage
- General water service
- Water intake



Features and benefits

1 Modern fabricated suction bell and bowl casing

- Incorporating flow straightener for stable pump performance curve
- Tailor-made bowl diameter to optimize pump selection and efficiency

2 Modern semi-open or enclosed cast impeller design

- Best hydraulic fitting and optimum efficiency
- Fabricated impeller construction optional

3 Individually sized pump shaft

- Sized for maximum torque
- Shaft protection sleeves included as standard
- Line shaft connected by split ring, key and sleeve couplings to ease maintenance

4 Fabricated column assembly and discharge head

- Column assemblies have integral spider to improve stiffness
- Segmented elbow to optimize the pump efficiency
- Above- or below-ground discharge to fit the site requirements

5 Product lubricated radial bearings


- Cutless rubber (phenolic backed) bearing bushings as standard in bowl/lineshaft, other material options are also available
- Two bearings bushings included in the bowl for increased rotor stability

6 Packing shaft seal

- Reliable sealing and simple maintenance

7 Thrust bearing

- Thrust bearing can be provided either in the pump (see next page) or within the motor



Non pull-out construction

Optional features and benefits

Full pull-out construction

- Reduces the crane lifting capacity required
- Significantly improves the maintenance turnaround time


Thrust bearing assembly

- Built to handle all of the downthrust produced by the pump and as much momentary upthrust that may occur
- Flexible coupling with spacer allows servicing the thrust bearing and mechanical seal as needed
- One-piece fabricated motor stand housing bolted down over the discharge to protect the bearing and support the motor

Optional features include sandstorm protection, special means for cooling and a constant level oil lubricator.

Below ground discharge head

- Comes with a segmented elbow designed to optimize pump efficiency
- Elbows are fabricated in various materials to meet many application requirements
- Discharge nozzle can be either plain-end or flanged
- Motor stand mounted above ground and designed to support the weight



Specifications

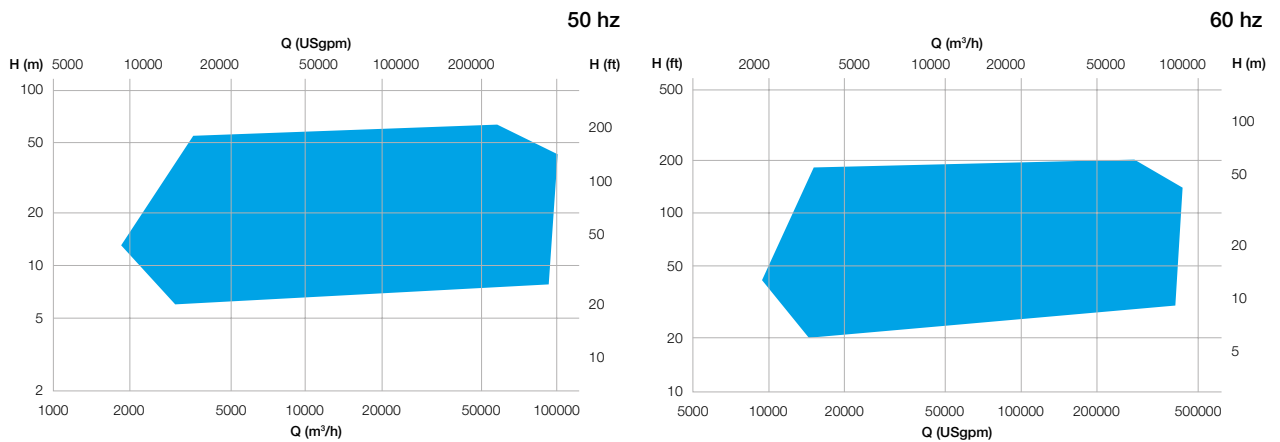
Materials

Pump part	Material
Casing	Fabricated carbon steel, austenitic steel, duplex or super duplex
Impeller	Chrome steel, austenitic steel, duplex or super duplex
Shaft	Chrome steel, austenitic steel, duplex or super duplex
Column and discharge head	Fabricated carbon steel, austenitic steel, duplex or super duplex

Operating data

	50 Hz	60 Hz
Pump size, impeller diameter	up to 1'920 mm	up to 76 in.
Capacities	up to 90'000 m ³ /h	up to 396'000 USgpm
Head per stage	up to 60 m	up to 200 ft.
Pressures	up to 8.6 bar	up to 125 psi
Temperatures	up to 50°C	up to 122°F

Performance range



The Sulzer Flow division keeps your processes flowing. Wherever fluids are treated, pumped, or mixed, we deliver highly innovative and reliable solutions for the most demanding applications.

The Flow division specializes in pumping solutions specifically engineered for the processes of our customers. We provide pumps, agitators, compressors, grinders, screens and filters developed through intensive research and development in fluid dynamics and advanced materials. We are a market leader in pumping solutions for water, oil and gas, power, chemicals and most industrial segments.

E10225 en 10.2024, Copyright © Sulzer Ltd 2024

This brochure is a general presentation. It does not provide any warranty or guarantee of any kind. Please, contact us for a description of the warranties and guarantees offered with our products. Directions for use and safety will be given separately. All information herein is subject to change without notice.

