

# Light Drainage Pump Type ABS Robusta 100, 200 and 300

**SULZER**



Plug-in submersible pump, for the removal of wastewater containing solids up to 1/2".

## Applications

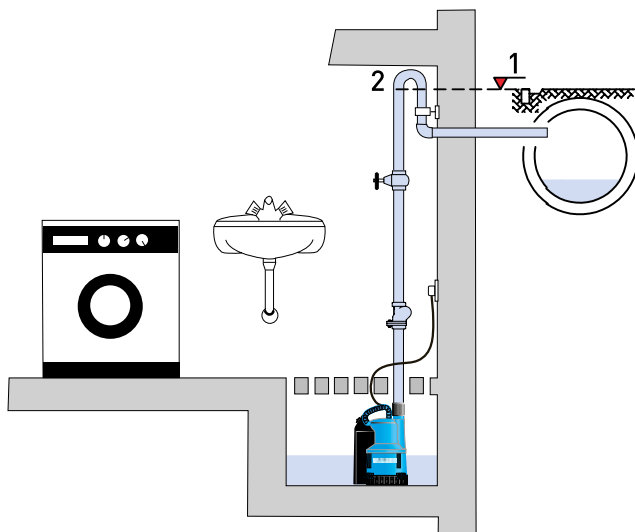
The Robusta has been designed for fixed or transportable installation, and for internal or external applications such as emptying containers and drainage pits, draining of swimming pools or flooded cellars.

## Construction

- Single-phase, 60 Hz, 2-pole motor; insulation class B; protection type IP 68. Motor is dynamically balanced with stainless steel shaft. Thermal sensors in the stator switch off the pump in the case of overheating and automatically switch it back on after cooling down.
- The stainless steel rotor shaft is supported in lubricated-for-life ball bearings.
- Connection chamber with cover and watertight cable inlet and strain relief.
- Discharge outlet with internal thread, built-in checkvalve, and detachable multi-stage hose adaptor.
- Shaft sealing is by three lip seals, single at the motor side and double at the medium side, separated and lubricated by a grease chamber.
- The medium being pumped flows around the motor housing for optimum heat dissipation. The maximum allowable medium temperature is 104 °F; or up to 140 °F for intermittent usage (max. 5 minutes).
- Built-in automatic level control, with easily removable float cover for cleaning purposes.
- Integrated switch for manual operation in transportable applications.
- Bayonet clamping allows the screen to be removed by hand in the event an impeller inspection is necessary.

## Installation

Attention to the backwash level is of vital importance for effective dewatering. All outflow points located below the backwash level must be protected against back flow.



1. Backwash level

2. Backwash loop with base above the backwash level



## Features

- Two-position manual/automatic switch.
- Rust-proof polypropylene construction.
- Fits into 8" diameter opening.
- 1 1/2" female discharge.
- Check valve included.
- Environmentally safe, air-filled, oil-free motor, with capacitor start.
- Clog-proof impeller design.
- Solids handling capacity up to 1/2".

## Materials

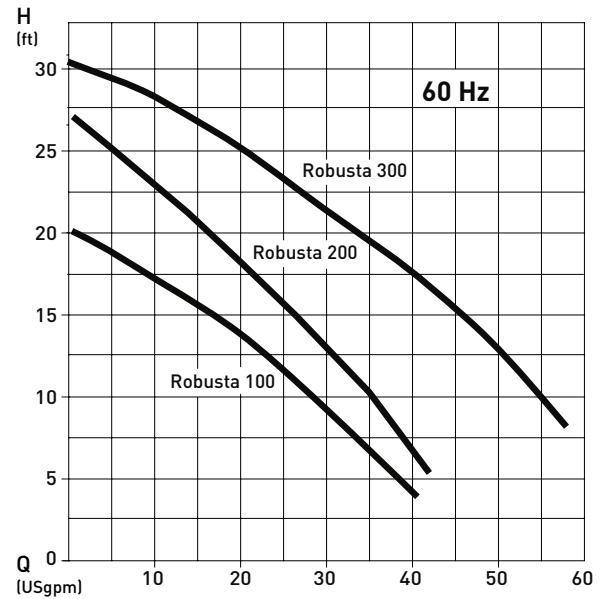
Description	Material
Pump casing	Polypropylene
Motor shaft	Stainless steel AISI 431
Motor housing	Stainless steel AISI 304
Impeller	Polyamide
Seals	NBR
Cable	Neoprene

## Technical data

Robusta WTS	100	200	300
Discharge connection internal thread	1½"	1½"	1½"
Solids size	¼"	½"	½"
Nominal (hp)	¼	⅓	½
Speed (rpm)	3400	3400	3400
Rated current (A) at 115 V	4.1	5.4	5.9
Cable length (ft) with plug *	20	20	20
Weight (lbs)	7.5	8.4	9.7
Switching levels (ins) On:	6.4	5.7	6.5
Off:	2.7	2.0	3.0

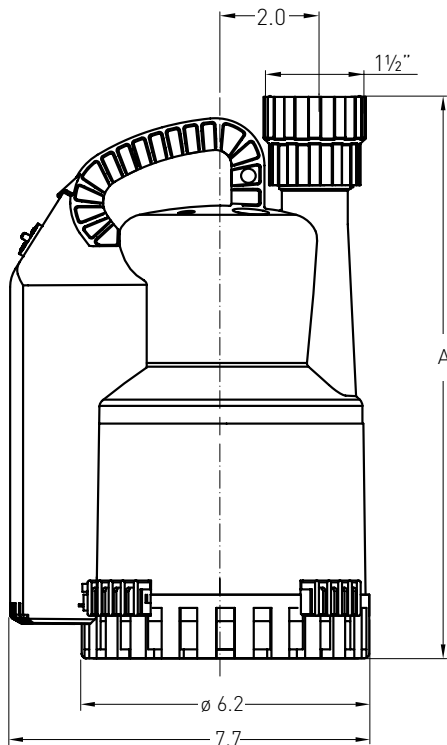
\* UL listed

## Performance Curves



H = Total head; Q = Discharge volume; Curves to Hydraulic Institute

## Dimensions (inches)



	A
Robusta 100	12.7
Robusta 200	12.0
Robusta 300	12.9

## Hose adaptor

