

# HST™ 20 Turbocompressor

# SULZER

A highly efficient and reliable single-stage centrifugal compressor for the provision of oil-free, low-pressure air.

## Construction

### High-speed electric motor

A vertically mounted high-frequency electric motor for variable speed operation. The motor is air-cooled by an integrated shaft mounted fan and the windings are protected by Pt100-sensors monitored by the local control system.

### Air end

The impeller has been designed to optimize performance and is machined from a solid piece of high-strength aluminum alloy. The volute and other main components are made from cast aluminum. A non-contact seal between air-end and motor minimizes losses to maintain high efficiency.

### Variable frequency drive

Flow control is provided by a built-in variable frequency drive which also accommodates variations in outlet pressure and ambient inlet conditions. The variable frequency drive's soft-start facility eliminates peak starting currents.

### Active magnetic bearings

Two radial bearings and two axial bearings support the rotor. The magnetic bearing controller uses data provided by multiple sensors to continuously manage the position of the rotor.

### Blow-off valve

The blow-off valve is mounted within the acoustic enclosure with further attenuation provided by an integrated silencer.

### Acoustic enclosure

The enclosure provides protection for the electrical and mechanical components and provides efficient noise attenuation for the machine. The enclosure is constructed from zinc-plated steel. It is suitable for indoor use (IP 33D).



### Integrated components

The inlet filters for process and cooling air, inlet silencer, discharge silencer, and motor cooling air silencer are all integrated into the main assembly.

## Compressor Control

### Local control

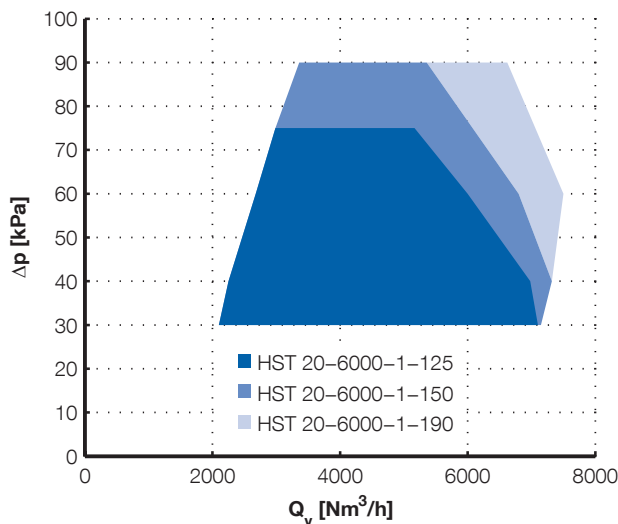
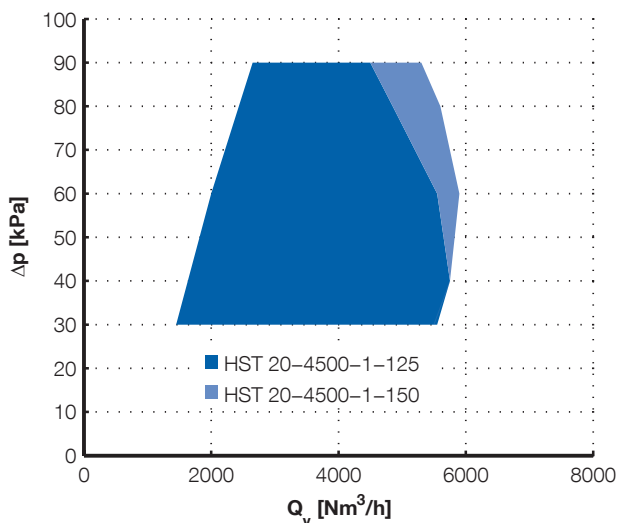
The built-in local Human-Machine-Interface (HMI) provides control and monitoring for the safe and efficient operation of the machine. Flow may be controlled directly by the operator, or alternatively, the turbocompressor can follow a given reference value. The local HMI uses a color touch screen to provide access to the operator.

### Connections

Analog and digital control and monitoring connections are built in. Fieldbus connections such as Profibus, Profinet, Modbus RTU, Modbus TCP, and Ethernet IP are available as options.

### Remote connections

A secure connection facilitating service and monitoring can be ordered as an option.



## Options

Various options for handling special requirements regarding e.g., temperature, dusty environments and locations with high moisture can be selected.

## Accessories

Required accessories for installation such as flexible joints, valves, silencers, and air filters are available from Sulzer.

## Performance Testing

Compressor performance tests are performed on every machine manufactured and certificates issued to confirm compliance. The tests are carried out at the Sulzer factory test facility. Performance is guaranteed with a manufacturing tolerance of  $\pm 2\%$  and a measurement tolerance according to ISO 5389. Optionally tests can be performed in full accordance with ISO 5389 and/or witnessed by the client.

## Certification and Standards

The product is CE certified and complies with:

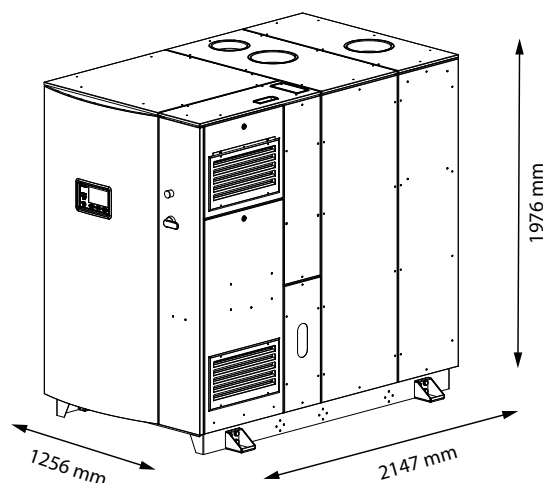
- Machinery Directive (MD), 2006/42/EC, 2009/127/EC
- Low Voltage Directive (LVD), 2006/95/EC
- Electromagnetic Compatibility (EMCD), 2004/108/EC

The product is designed and manufactured in accordance with EN 61800-3 standard and intended for use in second environment locations, e.g., in industrial areas.

## Installation Conditions <sup>(1)</sup>

Altitude	
Maximum altitude	2500 m above sea level
Air quality	
Permitted chemical vapors	IEC 60721-3-3 class 3C3
Ambient conditions	
Ambient temperature range <sup>(1)</sup>	Min. -10 °C, max. +45 °C
Ambient relative humidity	< 95 %, non-condensing, non-corrosive, no dripping water
Inlet conditions	
Air temperature range for process air taken from the room	Min. -10 °C, max. +45 °C
Air temperature range for ducted process air inlet (option)	Min. -20 °C, max. +45 °C

<sup>(1)</sup> Sulzer may approve applications outside these criteria.



## Compressor Data

	HST 20-4500-1-125	HST 20-4500-1-150	HST 20-6000-1-125	HST 20-6000-1-150	HST 20-6000-1-190	
Air flow range [Nm <sup>3</sup> /h]	2000-5500	2000-5800	2000-6500	2000-6750	2000-7000	
Pressure rise [kPa]	30-90	30-90	30-75	30-90	30-90	
Noise level [dB]	61	62	60	62	62	
Input power [kW]	125	150	125	150	190	
Power supply [V]	380-690	380-690	380-690	380-690	380-690	
Input power frequency [Hz]	50/60	50/60	50/60	50/60	50/60	
400 V	Max. input current [A] <sup>(2)</sup>	198	238	198	238	301
	Cable size [mm <sup>2</sup> ]	3x120+70	3x150+70	3x120+70	3x150+70	2x(3x95+50)
	Fuse size [A]	200	250	200	250	315
500 V	Max. input current [A] <sup>(2)</sup>	159	190	159	190	241
	Cable size [mm <sup>2</sup> ]	3x95+50	3x95+50	3x95+50	3x95+50	3x150+70
	Fuse size [A]	160	200	160	200	250
690 V	Max. input current [A] <sup>(2)</sup>	115	138	115	138	175
	Cable size [mm <sup>2</sup> ]	3x50+25	3x70+35	3x50+25	3x70+35	3x95+50
	Fuse size [A]	125	160	125	160	200
Weight [kg]	1220-1310	1220-1310	1260-1350	1260-1350	1350	

<sup>(2)</sup> The maximum input current is calculated using the nominal voltage. The cable and fuse sizes are recommendations and based on the supply current and cables rated to 70 °C.