

SJD-CEP  
立式凝结水泵  
SJD-CEP vertical  
condensate extraction  
pump



# 主要应用

苏尔寿的 SJD-CEP 泵主要应用在低 NPSHa 场合，尤其是系统或者介质运行在接近汽化蒸汽压。典型应用包括，高温凝结水泵、加热器疏水泵和介质循环泵：

- 热电厂
- 联合循环电厂
- 核电厂
- 工业自备电厂
- 太阳能发电厂
- 地热发电厂



电力  
Power  
generation

## Main industries and applications

Sulzer SJD-CEP pumps are specified wherever limited Net Positive Suction Head (NPSH) is available, either due to system constraints or liquids operating near their vapor pressure. Typical uses include high temperature condensate extraction, heater drain and working fluid pumps in:

- Thermal power plants
- Combined cycle power plants
- Nuclear power plants
- Industrial power plants
- Concentrated solar power plants
- Geothermal power plants




# 特征及优点

- ① 首级单吸叶轮高 NSS（汽蚀比转速） 或者首级双吸低 NSS
  - 降低必须汽蚀余量(NPSHr)
- ② 可更换的叶轮密封环及导流壳密封环
  - 保护运转间隙
- ③ 导流壳和中间接管中配置石墨自润滑轴承
  - 更长的免维护周期
- ④ 可拆卸的轴封室，可以配置单端面机械密封或者双端面机械密封
  - 允许在不移动进出口段的情况下维护保养节流衬套
- ⑤ 推力轴承在泵上或电机上
  - 可适用于 IEC 或者 NEMA 电机
- ⑥ 铸造或者焊接的进出水段配置独立的电机座
  - 允许每个泵型号采用同一个进出口段
- ⑦ 带中间节的联轴器
  - 按需要，可以维护保养机械密封及推力轴承
- ⑧ 筒体提供横向及抗涡旋的筋板
  - 沿着筒体方向有着相同的流速

# Features and benefits

- ① Single suction high Nss (suction specific speed) or double suction low Nss first stage
  - Reduced Net Positive Suction Head required (NPSHr)
- ② Replaceable wear ring surface for impellers and bowls
  - Allows conservation of the running clearances
- ③ Carbon graphite product lubricated bearing in bowls and columns
  - Long maintenance-free periods
- ④ Shaft sealing by single or double mechanical seal with removable seal housing
  - Allows servicing throttle bushing without removing the head
- ⑤ Axial thrust bearing in pump or in motor
  - Adaptable to IEC or NEMA motors
- ⑥ Cast or fabricated suction and discharge head with separate fabricated driver stand
  - Allows using one suction and discharge head per pump size
- ⑦ Spacer coupling
  - Allows servicing the mechanical seal and thrust bearing as needed
- ⑧ Can provided with lateral and anti-rotational ribs
  - Uniform inlet velocity along the can length

SJD-CEP 单吸  
SJD-CEP single suction



SJD-CEP 双吸  
SJD-CEP double suction



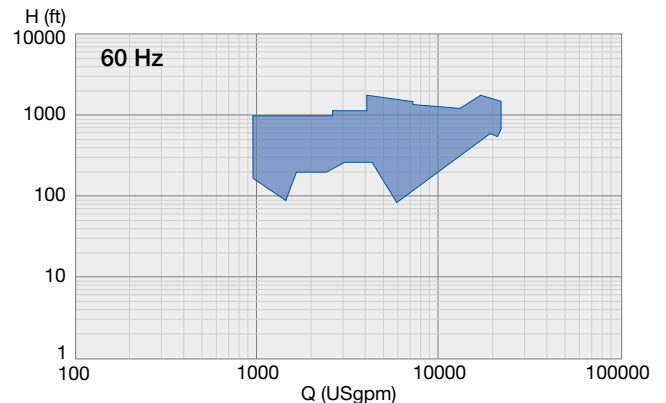
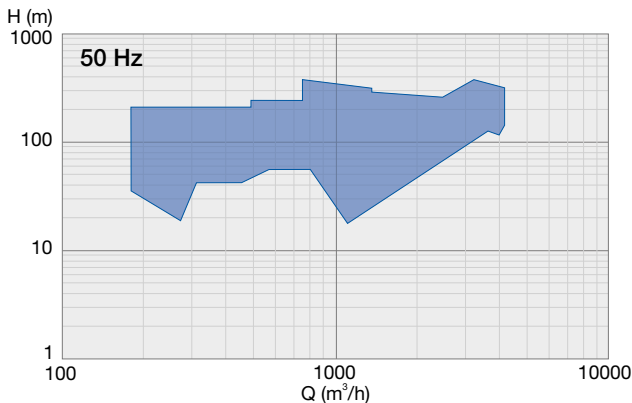
# 材料 / Materials

泵部件 / Pump part	材料 / Material
导流壳 / Bowl	铸铁, 碳钢, 铬钢 / Cast iron, carbon steel, chrome steel
叶轮 / Impeller	铸铁, 铬钢 / Cast Iron, chrome steel
轴 / Shaft	铬钢 / Chrome steel
筒体, 中间接管, 出口段 Can, column, discharge head	碳钢 / Carbon steel

# 运行数据 / Operating data

	50 Hz	60 Hz
导流壳尺寸 / Bowl sizes	390 到 / to 1'488 mm	15.4 到 / to 63.1 in.
流量 / Capacities	170 到 / to 4'900 m <sup>3</sup> /h	924 到 / to 21'560 USgpm
扬程 / Heads	达 / up to 470 m	达 / up to 1'540 ft.
压力 / Pressures	达 / up to 47 bar	达 / up to 680 psi
温度 / Temperatures	达 / up to 100°C	达 / up to 212°F

# 性能范围 / Performance ranges





[www.sulzer.com](http://www.sulzer.com)

E00728 en/zh 9.2021, Copyright © Sulzer Ltd 2021  
这本样本只是个梗概介绍，它不提供任何种类的授权和担保。如想要获得我们产品授权和担保的描述，请与我们联系。此中的所有信息 在没有通知的情况下会随时更改。  
This brochure is a general presentation. It does not provide any warranty or guarantee of any kind. Please, contact us for a description of the warranties and guarantees offered with our products. Directions for use and safety will be given separately. All information herein is subject to change without notice.