

A highly efficient and reliable single-stage centrifugal compressor for the provision of oil-free, low-pressure air.

## Construction

### High-speed electric motor

A horizontally mounted high-frequency electric motor for variable speed operation. The motor is air-cooled by an integrated shaft mounted fan and the windings are protected by Pt100-sensors monitored by the local control system.

### Air end

The impeller has been designed to optimize performance and is machined from a solid piece of high-strength aluminum alloy. The volute and other main components are made from cast aluminum. A non-contact seal between air-end and motor minimizes losses to maintain high efficiency.

### Variable frequency drive

Flow control is provided by a built-in variable frequency drive which also accommodates variations in outlet pressure and ambient inlet conditions. The variable frequency drive's soft-start facility eliminates peak starting currents.

### Active magnetic bearings

Two radial bearings and two axial bearings support the rotor. The magnetic bearing controller uses data provided by multiple sensors to continuously manage the position of the rotor.

### Blow-off valve

The blow-off valve is mounted within the acoustic enclosure with further attenuation provided by an integrated silencer.

### Acoustic enclosure

The enclosure provides protection for the electrical and mechanical components and provides efficient noise attenuation for the machine. The enclosure is constructed from zinc-plated steel. It is suitable for indoor use (IP33D).

### Integrated components

The filters for cooling air and the motor cooling air silencers are all integrated into the main assembly.

## Compressor Control

### Local control

The built-in local Human-Machine-Interface (HMI) provides control and monitoring for the safe and efficient operation of the machine. Flow may be controlled directly by the operator, or alternatively, the turbocompressor can follow a given reference value. The local HMI uses a color touch screen to provide access to the operator.



### Connections

Analog and digital control and monitoring connections are built in. Fieldbus connections such as Profibus, Profinet, Modbus RTU, Modbus TCP, and EtherNet/IP are available as options.

### Remote connections

A secure connection facilitating service and monitoring can be ordered as an option.

### Options

Various options for handling special requirements regarding e.g. temperature, dusty environments and locations with high moisture can be selected.

### Accessories

Required accessories for installation such as flexible joints, valves, silencers, and air filters are available from Sulzer.

### Performance Testing

Compressor performance tests are performed on every machine manufactured and certificates issued to confirm compliance. The tests are carried out at the Sulzer factory test facility. Performance is guaranteed with a manufacturing tolerance of  $\pm 2\%$  and a measurement tolerance according to ISO 5389. Optionally tests can be performed in full accordance with ISO 5389 and/or witnessed by the client.

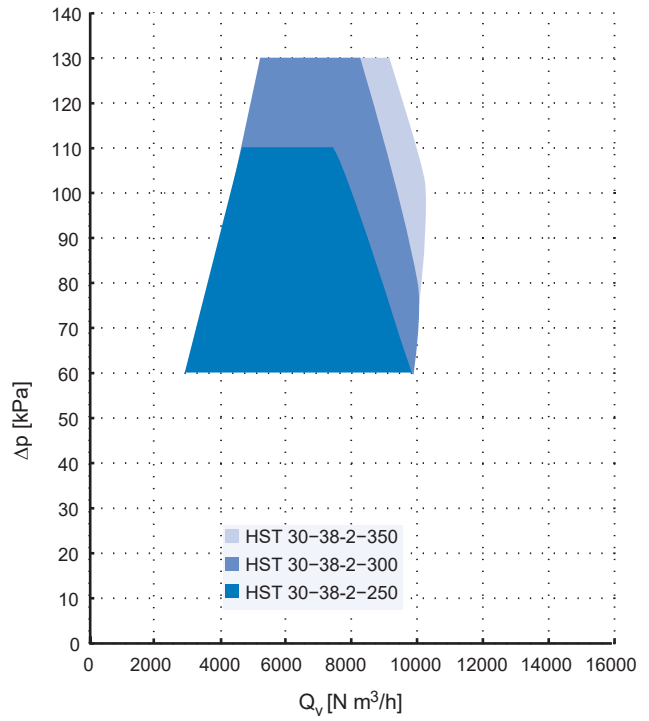
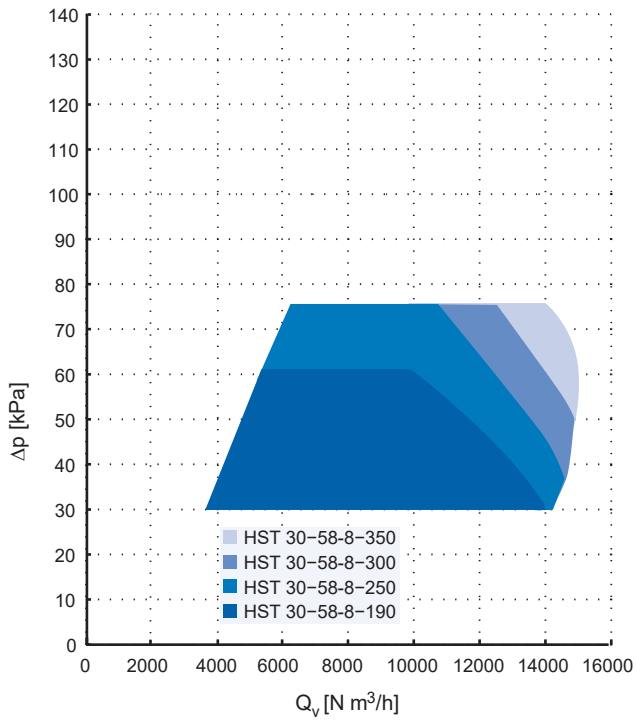
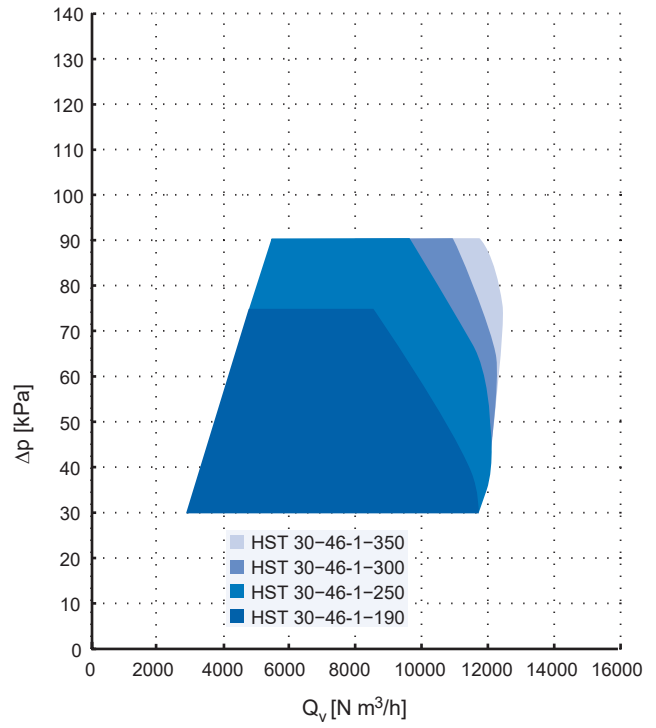
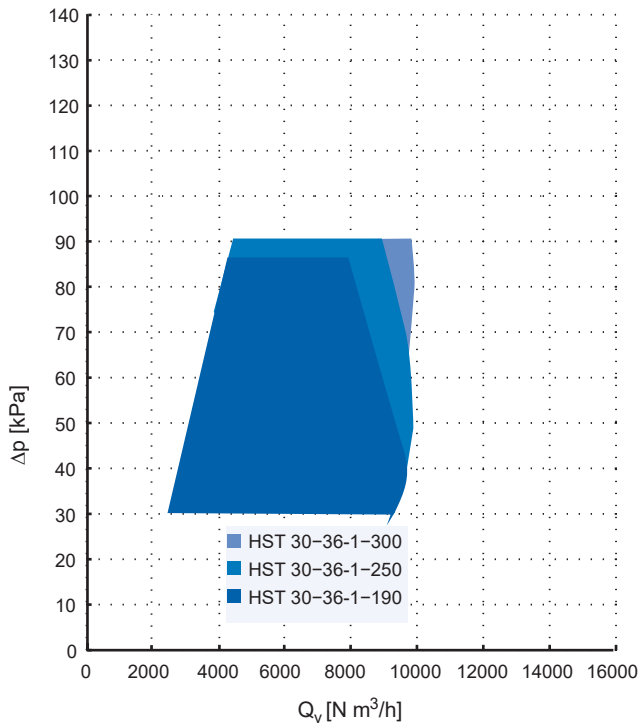
### Certification and Standards

The product is CE certified and complies with:

- Machinery Directive (MD) 2006/42/EC
- Electromagnetic Compatibility (EMCD) 2014/30/EU

The product is designed and manufactured in accordance with EN 61800-3 standard and intended for use in second environment locations, e.g. in industrial areas.

# Performance



## Compressor Data

HST 30		-36-1-190	-36-1-250	-36-1-300
Air flow range [Nm <sup>3</sup> /h]		2500-9000	2500-9600	2500-9800
Pressure rise [kPa]		30-85	30-90	30-90
Noise level [dB]		73	72	72
Input power [kW]		190	250	300
Power supply [V]		380-690	380-690	380-690
Input power frequency [Hz]		50/60	50/60	50/60
400 V	Max. input current [A] <sup>(1)</sup>	301	397	476
	Cable size [mm <sup>2</sup> ]	3x185+95	2x(3x120+70)	2x(3x150+70)
	Fuse size [A]	315	400	500
500 V	Max. input current [A] <sup>(1)</sup>	241	317	381
	Cable size [mm <sup>2</sup> ]	3x150+70	3x185+95	2x(3x120+70)
	Fuse size [A]	250	400	400
690 V	Max. input current [A] <sup>(1)</sup>	175	230	276
	Cable size [mm <sup>2</sup> ]	3x95+50	3x120+70	3x150+70
	Fuse size [A]	200	250	315
Weight [kg]		1570	1570-1630	1630-1670

HST 30		-46-1-190	-46-1-250	-46-1-300	-46-1-350
Air flow range [Nm <sup>3</sup> /h]		3000-11500	3000-11800	3000-12000	3000-12400
Pressure rise [kPa]		30-75	30-90	30-90	30-90
Noise level [dB]		73	72	72	75
Input power [kW]		190	250	300	335
Power supply [V]		380-690	380-690	380-690	380-690 <sup>(2)</sup>
Input power frequency [Hz]		50/60	50/60	50/60	50/60
400 V	Max. input current [A] <sup>(1)</sup>	301	397	476	531
	Cable size [mm <sup>2</sup> ]	3x185+95	2x(3x120+70)	2x(3x150+70)	2x(3x185+95)
	Fuse size [A]	315	400	500	630
500 V	Max. input current [A] <sup>(1)</sup>	241	317	381	425
	Cable size [mm <sup>2</sup> ]	3x150+70	3x185+95	2x(3x120+70)	2x(3x150+70)
	Fuse size [A]	250	400	400	500
690 V	Max. input current [A] <sup>(1)</sup>	175	230	276	308
	Cable size [mm <sup>2</sup> ]	3x95+50	3x120+70	3x150+70	3x185+95
	Fuse size [A]	200	250	315	315
Weight [kg]		1600	1600-1660	1660-1690	1660-1690

HST 30		-58-8-190	-58-8-250	-58-8-300	-58-8-350
Air flow range [Nm <sup>3</sup> /h]		3800-14000	3800-14300	3800-15000	3800-15000
Pressure rise [kPa]		30-60	30-75	30-75	30-75
Noise level [dB]		73	73	74	75
Input power [kW]		190	250	300	335
Power supply [V]		380-690	380-690	380-690	380-690 <sup>(2)</sup>
Input power frequency [Hz]		50/60	50/60	50/60	50/60
400 V	Max. input current [A] <sup>(1)</sup>	301	397	476	531
	Cable size [mm <sup>2</sup> ]	3x185+95	2x(3x120+70)	2x(3x150+70)	2x(3x185+95)
	Fuse size [A]	315	400	500	630
500 V	Max. input current [A] <sup>(1)</sup>	241	317	381	425
	Cable size [mm <sup>2</sup> ]	3x150+70	3x185+95	2x(3x120+70)	2x(3x150+70)
	Fuse size [A]	250	400	400	500
690 V	Max. input current [A] <sup>(1)</sup>	175	230	276	308
	Cable size [mm <sup>2</sup> ]	3x95+50	3x120+70	3x150+70	3x185+95
	Fuse size [A]	200	250	315	315
Weight [kg]		1620	1620-1680	1680-1710	1680-1710

<sup>(1)</sup> The maximum input current is calculated using the nominal voltage. The cable and fuse sizes are recommendations and based on the supply current and cables rated to 70 °C.

<sup>(2)</sup> The maximum input power of HST 30-46-1-350-69 and HST 30-58-8-350-69 can only be reached if the tolerance of the input voltage is 690 VAC -5% +10%.

HST 30		-38-2-250	-38-2-300	-38-2-350
Air flow range [Nm <sup>3</sup> /h]		3000-9800	3000-10000	3000-10000
Pressure rise [kPa]		60-110	60-130	60-130
Noise level [dB]		72	72	75
Input power [kW]		250	300	350
Power supply [V]		380-690	380-690 <sup>(4)</sup>	380-690 <sup>(4)</sup>
Input power frequency [Hz]		50/60	50/60	50/60
400 V	Max. input current [A] <sup>(3)</sup>	397	476	555
	Cable size [mm <sup>2</sup> ]	2x(3x120+70)	2x(3x150+70)	2x(3x185+95)
	Fuse size [A]	400	500	630
500 V	Max. input current [A] <sup>(3)</sup>	317	381	444
	Cable size [mm <sup>2</sup> ]	3x185+95	2x(3x120+70)	2x(3x150+70)
	Fuse size [A]	400	400	500
690 V	Max. input current [A] <sup>(3)</sup>	230	276	322
	Cable size [mm <sup>2</sup> ]	3x120+70	3x150+70	2x(3x95+50)
	Fuse size [A]	250	315	400
Weight [kg]		1600-1660	1660-1690	1660-1690

<sup>(3)</sup> The maximum input current is calculated using the nominal voltage. The cable and fuse sizes are recommendations and based on the supply current and cables rated to 70 °C.

<sup>(4)</sup> For HST 30-38-2-300-69 and HST 30-38-2-350-69, the allowed ambient temperature range is only applicable if the input voltage is not more than 690 VAC + 5%.

## Installation Conditions <sup>(5)</sup>

Altitude	
Maximum altitude	2500 m above sea level <sup>(6)</sup>
Air quality	
Permitted chemical vapors	IEC 60721-3-3 class 3C3
Ambient conditions	
Ambient temperature range	Min. -10 °C, max. +45 °C
Ambient relative humidity	< 95 %, non-condensing, non-corrosive, no dripping water
Inlet conditions	
Air temperature range for inlet process air	Min. -30 °C, max. +50 °C <sup>(7)</sup>

<sup>(5)</sup> Sulzer may approve applications outside these criteria.

<sup>(6)</sup> 2000 m above sea level for 690 V compressors.

<sup>(7)</sup> Max. +45 °C for HST 30-38-2 compressors.

## Dimensions

