


OHH and OHHL ISO 13709 (API 610) Type OH2 Single Stage End Suction Process Pumps




Main Applications

The OHH and OHHL are designed to API 610 for heavy duty process flows and heads. The OHH utilizes a conventional enclosed, high efficiency impeller. The OHHL impeller is semi-open which is required for its unique low flow capability. Both pumps utilize the same mechanical seals, bearings, bearing isolators, bearing housing, and fan. Larger sizes of OHHL are available with an inducer for lower NPSH3.

OHH and OHHL pumps are commonly found in

- Synfuels
- Refining
- Gas Processing
- Petrochemicals
- Nitrogenous Fertilizer



Features and Benefits

- 1 Casing feet and baseplate**
 - With the bearing housing foot prohibited by API 610, casing feet and baseplate are heavily reinforced to carry nozzle loads while maintaining alignment to API 610 requirements
- 2 Pressure casing**
 - Designed to 20% of tensile strength plus 3mm corrosion allowance for long life
 - 300# RF flanges are standard. 600# RF with optional high pressure casing
- 3 Impeller**
 - Enclosed impeller provided in OHH for efficiency
 - OHHL utilizes unique semi-open impeller for low flow and high head
- 4 Extra heavy duty, large diameter shaft**
 - Provides minimal shaft deflection and long seal and wear ring life
- 5 Bearings**
 - Opposed 40 degrees angular contact thrust bearings with machined brass cage for long term reliability. C3 Ball radial bearing. Optional triple row thrust bearing and roller radial bearing
- 6 Bearing housing**
 - Carbon steel construction with cooling fins for improved heat dissipation
- 7 API 682 mechanical seal and API 610 seal chamber**
 - Fully cartridge seals in API 610 seal chamber for improved seal environment and life
- 8 Bearing assembly**
 - 4 sizes of bearing housing cover the product range for maximum interchangeability
 - Low noise fan added for high ambient or high product temperatures
 - Ring oil, purge mist or pure mist lubrication

OHH Process Pump



Oil and gas



Hydrocarbon processing



Power generation



Pulp and paper



General industry



Chemical processing



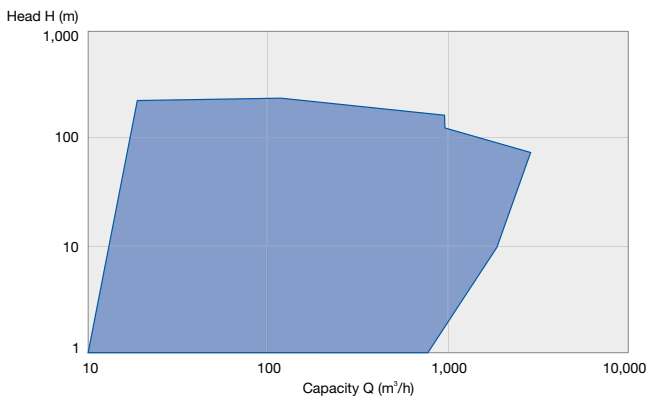
Water and wastewater

Operating data

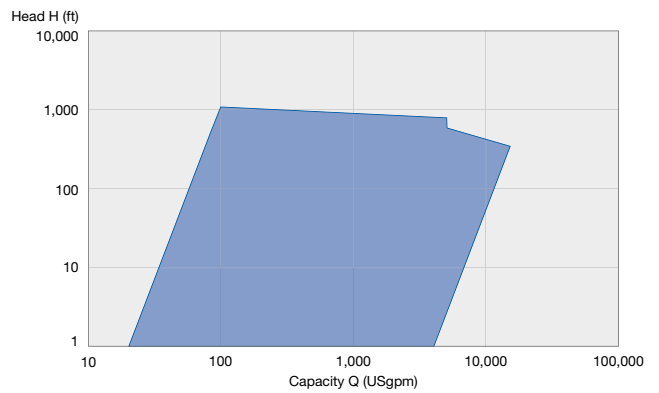
50 Hz		60 Hz
25 to 400 mm	Pump sizes	1 to 16 in
up to 2,250 m ³ /h	Capacities	up to 10,000 USgpm
up to 370 m	Heads	up to 1,200 ft
up to 75 bar	Pressures	up to 1,100 psi
-75 to 425°C	Temperatures	-100 to 800°F

Performance ranges

50 Hz



60 Hz



Materials

API 610 material codes

S-4, S-5, S-6, S-8, S-9, C-6, A-8, D-1, D-2, 317L

OHHL Process Pump



Oil and gas



Hydrocarbon processing



Power generation



Pulp and paper



General industry



Chemical processing



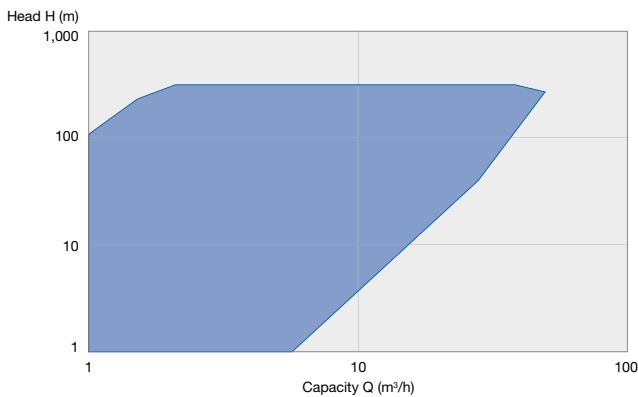
Water and wastewater

Operating data

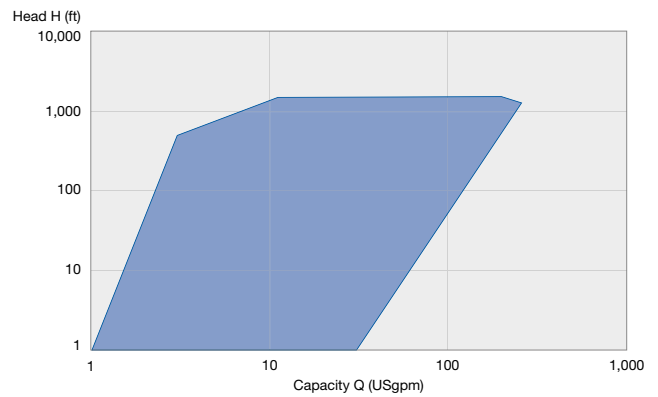
50 Hz		60 Hz
25 to 50 mm	Pump sizes	1 to 2 in
1 to 60 m ³ /h	Capacities	4 to 260 USgpm
up to 450 m	Heads	up to 1,500 ft
up to 51 bar	Pressures	up to 740 psi
-75 to 425°C	Temperatures	-100 to 800°F

Performance ranges

50 Hz



60 Hz



Materials

API 610 material codes

S-4, S-5, S-6, S-8, S-9, C-6, A-8, D-1, D-2



www.sulzer.com

E00697 en (7) 5.2015 (1,000), Copyright © SULZER Ltd, 2015

This brochure is a general presentation. It does not provide any warranty or guarantee of any kind. Please, contact us for a description of the warranties and guarantees offered with our products. Directions for use and safety will be given separately. All information herein is subject to change without notice.